

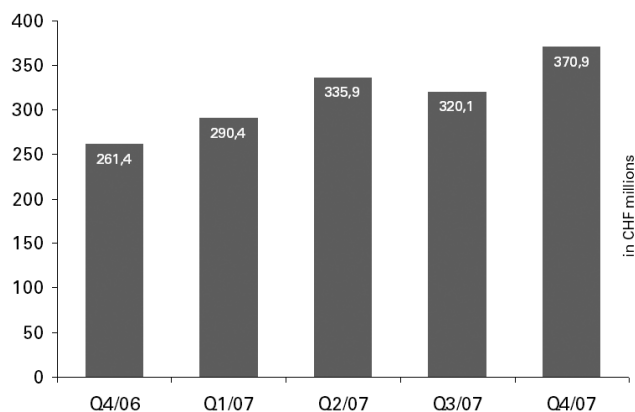
# Actelion's Finance

## Actelion's financial performance for the full year of 2007

### Summary

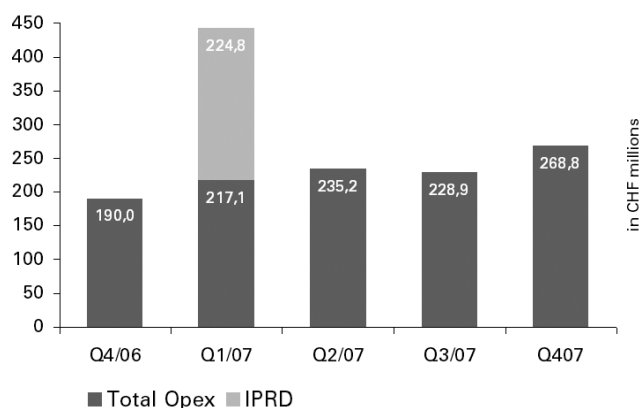
On 21 February 2008, Actelion Pharmaceuticals Ltd announced its financial results for the full year of 2007. With total net revenues of CHF 1.32 billion (FY06: CHF 945.7 m) and operating expenses of CHF 1.18 billion (FY06: CHF 677.5 m), the company reported an operating profit for the full year of 2007 of CHF 142.6 million (FY06: CHF 268.2 m). Cash EBIT for the same period (excludes employee options, In Process R&D and depreciation and amortization) amounted to CHF 471.4 million compared to CHF 320.4 million in 2006. The net income for the full year of 2007 was CHF 124.6 million (FY06: CHF 241.1 m). On a fully diluted basis, earnings per share (EPS) for the period were CHF 1.00 compared to CHF 2.05 during the full year of 2006.

### Net revenues



In 2007, Actelion had total revenues of CHF 1.32 billion (FY06: CHF 945.7 m). Sales of Tracleer® were CHF 1.18 billion (FY06: CHF 898.7 m). Ventavis® revenues were CHF 78.2 million from 10 January 2007 (CoTherix acquisition completed) until 31 December 2007. Zavesca® sales were CHF 35.3 million (FY06: CHF 25.5 m) and contract revenues were CHF 25.3 million compared to CHF 21.5 million during the same period in 2006.

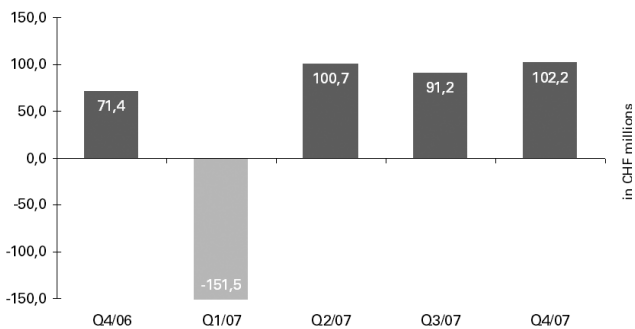
### Operating expenses



In 2007, operating expenses were CHF 1.17 billion (FY06: CHF 677.5 m). In the same period, research and development costs were CHF 292.1 million (FY06: 211.8 m). Marketing and advertising costs were CHF 234.1 million (FY06: CHF 185.5 m). Selling, general and administration expenses were CHF 266.1 million (FY06: CHF 185.1 m). Cost of sales amounted to CHF 137.7 million (FY06: 90.6 m). Amortization of intangible assets was CHF 19.9 million (FY06: CHF 4.5 m) and the IPRD charge related to the CoTherix acquisition amounted to CHF 224.8 million.

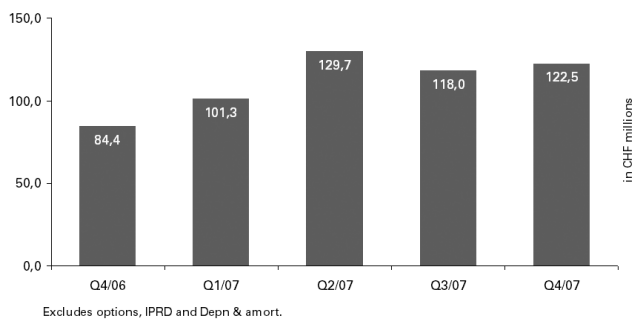
**Actelion Pharmaceuticals Ltd** is a global biopharmaceutical company headquartered in Allschwil/Basel, Switzerland. Actelion concentrates on discovering, developing and marketing innovative drugs for high unmet medical needs. The company is quoted on the SWX Swiss Exchange (tickersymbol: ATLN).

### Operating profit/loss



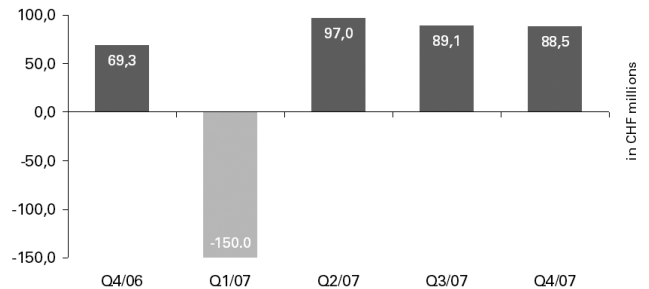
The operating income for the full year 2007 amounted to CHF 142.6 million (FY06: CHF 268.2 m).

### Cash EBIT (Non US GAAP)



In order to better measure the company's performance, Actelion reports cash EBIT (operating income excluding non-cash items such as employee stock options, depreciation and amortization as well as In Process R&D charges). Cash EBIT for the full year of 2007 amounted to CHF 471.4 million (FY06: CHF 320.4 m).

### Net profit/loss



In 2007, Actelion's net income amounted to CHF 124.6 million (FY06: CHF 241.1 m), which included interest income of CHF 20.4 million, interest expense of CHF 0.2 million, a non-cash charge related to the Convertible Bond of CHF 4.1 million, other financial income of CHF 9.6 million and income tax expense of CHF 43.7 million

### Balance sheet

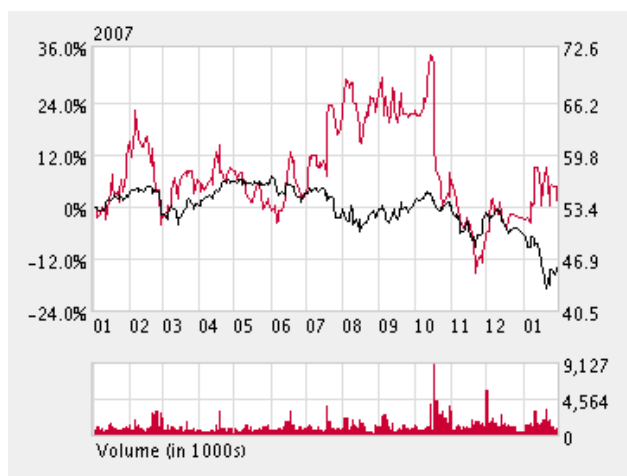
Total assets of Actelion at 31 December 2007 were CHF 1.68 billion and Net Shareholder's Funds were 652.4 million.

### Financial Overview

In CHF thousands	Result		in %
	FY 2007	FY 2006	
Net Revenues	1,317,392	945,673	39
Operating Expenses	1,174,790	677,484	73
Operating Income	142,602	268,189	(47)
Cash EBIT	471,443	320,375	47
Net Income	124,586	241,090	(48)
<b>Diluted EPS in CHF</b>	<b>1.00</b>	<b>2.05</b>	<b>(51)</b>
No of shares in calculation	124.809 m	121.627 m	na

The full financial statements can be found on <http://www.actelion.com>.

### Share price development over 12 months



Actelion Ltd is part of the following indices: SPI, SLI, SMIM, SPIMLC, SPI20, SPISMC, SXXP, SXDP, SBC100, SNSPIX, SMHCAX, SLDI, SXI LIFE SCIENCES and SXI Bio+Medtech.

Actelion is traded under the following symbols: Reuters: ATLN.S/ Bloomberg ATLN.

### Key share data

Shares outstanding as of 31.12.2007:	122,027,729
Closing share price as of 31.12.2007:	CHF 52.05
Market capitalization as of 31.12.2007:	CHF 6.4 billion
52 week high:	CHF 71.50
52 week low:	CHF 45.40
YTD price change:	-2 %
Average daily volume:	1.14 million
Free float:	94.74%
Shareholdings as of 31.12.2007	

Number of registered shareholders: 6'756

### Actelion Ltd – shares at a glance

The registered shares of Actelion Ltd were first listed on the SWX New Market on April 6, 2000 (symbol: ATLN). A total of 1,000,000 primary shares were placed at the company's Initial Public Offering (IPO), at a price of CHF 260 per share, raising CHF 246.6 million.

On 22 November 2006, Actelion Finance SCA, Luxembourg issued CHF 460 million of senior convertible bonds due 2011 unconditionally and irrevocably guaranteed by Actelion Ltd, Allschwil, Switzerland. The bonds have a coupon of zero percent and an annual yield to maturity of zero percent. The conversion price is CHF 54.17. On or after 30 June 2007 and until the 30th trading day prior to the maturity date on 22 November 2011, each Bond in the denomination of CHF 5,000 is convertible free of charge into cash up to the principal amount and any conversion value above the principal amount may be settled, at the option of Actelion, into cash or Shares or a combination thereof. The issue price was set at 100% and the redemption price at 100%. The Bonds are non-callable for life.

On 18 January 2007, Actelion exercised its right to call for an early redemption of the Senior Unsecured Zero Coupon Convertible Bonds due 15 October 2008 issued by Actelion Finance SCA, Luxembourg on 1 October 2003. The redemption date was 19 February 2007. The bonds were fully converted and 4.69 million shares were issued.

### Major shareholders as per 31.12.2007

Members of the Board of Directors and the AEC	> 5%
BB Biotech Invest SA	> 5%
Fidelity Management & Research Co.	> 5%
Rudolf Maag	> 5%
Actelion Ltd	> 3%
Jean-Paul Clozel	> 3%
MFS Investment Management	> 3%

### Disclaimer:

This fact sheet has the sole purpose to provide members of the public with general information about the activities of Actelion Ltd and its associated companies. The forward-looking statements in this fact sheet are based on current expectations and belief of company management, which are subject to numerous risks and uncertainties.

Latest update: February 2008